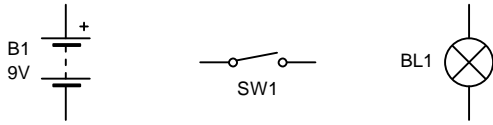


SIMPLE CIRCUITS

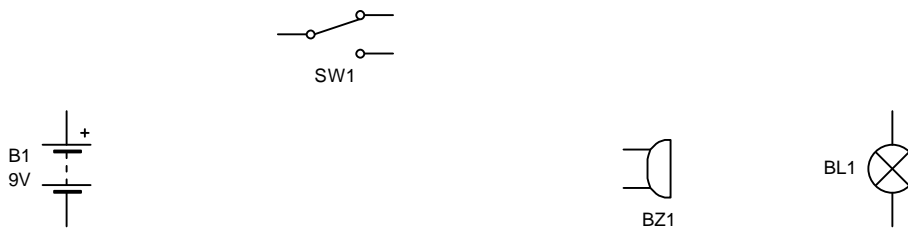
Using the symbols below, draw a circuit that will illuminate the bulb.
Use a ruler for wire connections and draw the symbols accurately.



CIRCUIT DIAGRAM

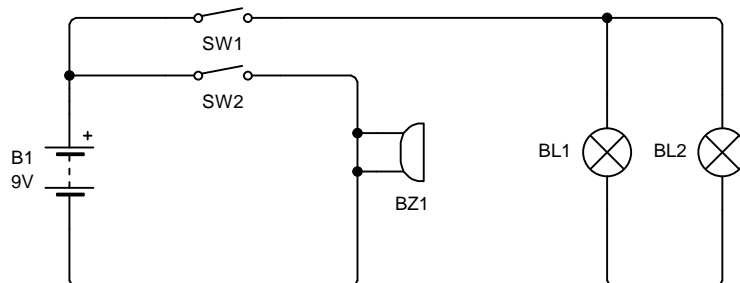
Below are parts of a circuit that need connecting so that the switch can activate either the buzzer when down, or the bulb when up.

CIRCUIT DIAGRAM



In the circuit below, a student has designed a circuit to activate a buzzer and two light bulbs when each switch it pressed. However there are two errors with the circuit, write them down in the space below and draw how you would correct the circuit.

CIRCUIT DIAGRAM



Reason 1:

Reason 2: